


Outdoor 4400BF® Bottle Filling Station

The outdoor bottle filling station offers convenient, fresh water access while promoting environmental sustainability.

- Rapid bottle filling allows users to fill up a standard 500ml water bottle in under seven seconds
- Durable build with a heavy-gauge steel frame ensures longevity and protects the bottle filler from both vandals and the elements
- A simple push-button actuation system makes filling a bottle a simple, convenient task



Product features and benefits



Rapid bottle filling

Quick-fill push-button activation fills a 500ml bottle in under 7 seconds, with automatic shut-off to prevent spillage and water waste.

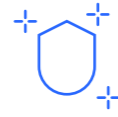
Enhances user convenience and efficiency, ensuring fast and easy access to hydration without the mess.



Durable construction for longevity

Heavy-gauge steel frame with E-coat immersion powder finish provides robust protection against vandals and the elements, ensuring long-term durability and reliability.

Built to withstand harsh conditions and daily use, this construction guarantees a dependable and lasting performance.



Hygienic and compliance assurance

NSF/ANSI 61 certified for clean, hygienic water, with Annex G compliance ensuring water is contaminant-free with minimal lead content.

Ideal for meeting regulatory standards, providing peace of mind with top-tier safety and cleanliness.



Available in 12 different finishes, we also offer custom-branding options so you can apply your company logo to the unit.*

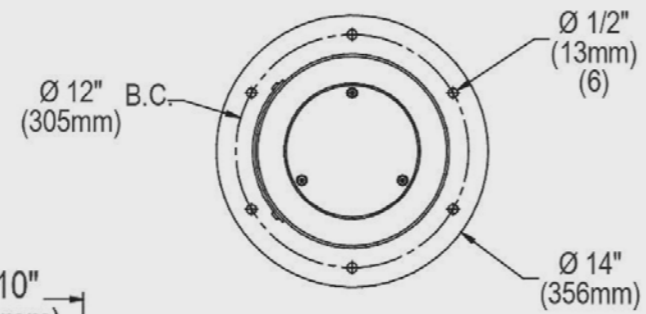
*Additional costs may apply.



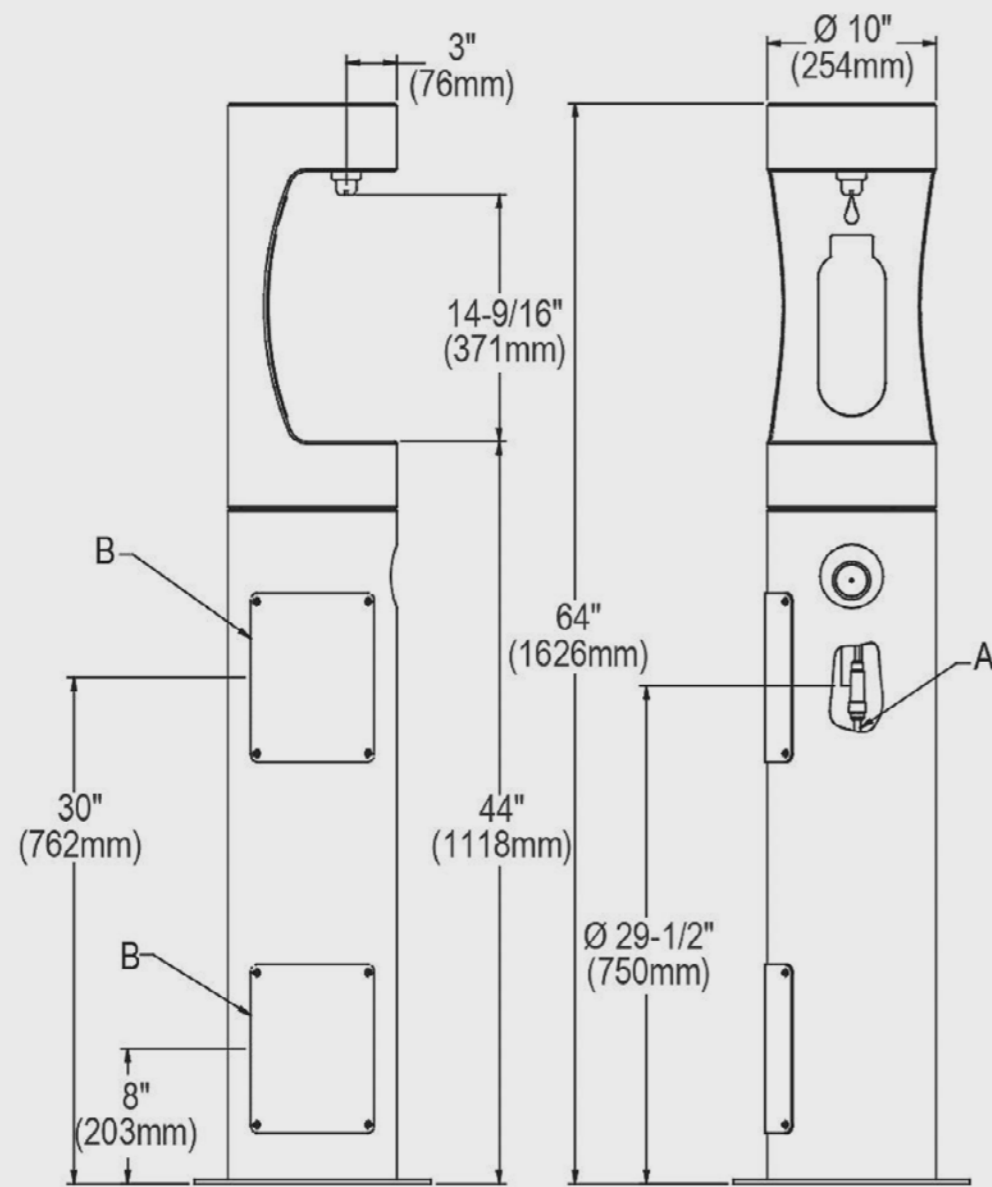
Technical specifications

OPERATING PRESSURES:
Supply water 20 – 105 psi maximum

TOP VIEW



SIDE & FRONT VIEWS



Specifications

| | |
|---------------------------------|--|
| Model | Freestanding |
| Filtration | Optional |
| W x H x D | 254 x 1626 x 254 mm |
| Wall Security Brackets | No |
| Waste Option(s) | 32mm Standard Waste Required |
| Weight | 83 Kg |
| Rated Input | N/A |
| Chilled Water Production | N/A |
| Finish | Evergreen, Beige, Black, Blue, Brown, Gray, Orange, Purple, Red, Terracotta, White, Yellow |

Installation requirements

| | |
|---------------------|---|
| Power supply | No electrical required |
| Water supply | 2.5 Bar |
| CO2 Gas | N/A |
| Mains waste | 32mm standard waste or soak away required |
| Ventilation | N/A |

Water options

| Ambient | Cold | Hot |
|---|------|-----|
|  | | |

*Culligan*TM
Water you love.TM